





District Health Assessment for Multiple District 103 through June 2025

		Clubs							Membership							Member Strength		Cancellation		Reports			Finance		Leadership		
District Name	Status/ Number of Months in Status *	Active Clubs	Clubs in Status Quo	Total Clubs	% Status Quo Clubs in Financial Suspension	New Clubs	Cancelled Clubs	YTD Net Club Gain/ Loss	Current Members In Active Clubs	Current Members In Status Quo Clubs	Current Total Members Count	YTD Add	YTD Drop	YTD NetGrowth (includes Active and Status Quo)	YTD NetGrowth% (includes Active and Status Quo)	Member Count 12 Months Ago	Average Member Count Per Club	% of Clubs with less than 20 members	Average Cancelled Club Age	Members Lost Due to Cancelled Clubs	% of Clubs Reporting Service	% No MMR in 3 Months	% No Officer Report in 12 months	% of Clubs with balance 90+ days	Number of Zone Chairs Recorded	Number of Region Chairs Recorded	District Officers Vacancies **
103 N		103	0	103	0%	1	0	1	2029	0	2029	219	201	18	0.90%	2,009	20	50%	0	0	38%	0%	0%	20%	16	0	
103NIE		72	0	72	0%	0	0	0	1444	0	1444	123	147	-24	-1.63%	1,465	20	50%	0	0	51%	0%	0%	22%	11	0	
103 E		116	0	116	0%	1	2	-1	2271	0	2271	214	239	-25	-1.09%	2,296	20	49%	46	8	93%	3%	0%	24%	18	0	
103 C		72	0	72	0%	1	1	0	1341	0	1341	169	184	-15	-1.11%	1,356	19	54%	46	0	72%	0%	0%	26%	11	0	
103CC	T(17)	65	0	65	0%	0	2	-2	1214	0	1214	141	183	-42	-3.34%	1,256	19	63%	54	6	69%	0%	0%	3%	12	0	
103CE		64	0	64	0%	3	1	2	1294	0	1294	162	169	-7	-0.54%	1,299	20	53%	68	0	52%	2%	0%	6%	9	3	
103CS		88	0	88	0%	2	1	1	2049	0	2049	218	195	23	1.14%	2,026	23	43%	6	0	65%	2%	0%	0%	16	0	
103CW		77	0	77	0%	2	0	2	1507	0	1507	212	165	47	3.22%	1,460	20	58%	0	0	82%	0%	0%	39%	12	0	
103SE	T(3)	63	0	63	0%	1	6	-5	1231	0	1231	145	167	-22	-1.76%	1,253	20	59%	15	0	56%	0%	0%	2%	11	0	
103 S		112	0	112	0%	2	1	1	2113	0	2113	277	256	21	1.00%	2,091	19	61%	7	0	55%	3%	0%	0%	14	0	
103SW		82	0	82	0%	0	2	-2	1470	0	1470	150	228	-78	-5.04%	1,548	18	66%	10	8	82%	0%	0%	4%	13	0	
103 W		74	0	74	0%	0	3	-3	1524	0	1524	145	170	-25	-1.61%	1,544	21	47%	29	24	50%	3%	0%	22%	10	0	
103IE	T(24)	48	0	48	0%	0	4	-4	853	0	853	117	119	-2	-0.23%	855	18	60%	29	20	52%	2%	0%	0%	5	0	
103IP	T(24)	40	0	40	0%	2	2	0	557	0	557	123	135	-12	-2.11%	568	14	73%	25	10	53%	5%	0%	0%	4	0	
103IW		80	0	80	0%	1	1	0	1304	0	1304	167	199	-32	-2.40%	1,333	16	73%	69	0	44%	4%	0%	0%	10	0	
		1156	0	1156	0%	16	26	-10	22201	0	22201	2582	2757	-175	-0.78%	22,359	19	56%	29	76	62%	2%	0%	12%	172	3	




District Health Assessment for Multiple District 103 through June 2025

		Clubs							Membership							Member Strength		Cancellation		Reports			Finance	Leadership			
District Name	Status/ Number of Months in Status *	Active Clubs	Clubs in Status Quo	Total Clubs	% Status Quo Clubs in Financial Suspension	New Clubs	Cancelled Clubs	YTD Net Club Gain/Loss	Current Members In Active Clubs	Current Members In Status Quo Clubs	Current Total Members Count	YTD Add	YTD Drop	YTD NetGrowth (includes Active and Status Quo)	YTD NetGrowth% (includes Active and Status Quo)	Member Count 12 Months Ago	Average Member Count Per Club	% of Clubs with less than 20 members	Average Cancelled Club Age	Members Lost Due to Cancelled Clubs	% of Clubs Reporting Service	% No MMR in 3 Months	% No Officer Report in 12 months	% of Clubs with balance 90+ days	Number of Zone Chairs Recorded	Number of Region Chairs Recorded	District Officers Vacancies **
112 A		55	0	55	0%	0	0	0	1976	0	1976	104	107	-3	-0.15%	1,979	36	9%	0	0	55%	0%	0%	0%	0	0	
112 B		63	0	63	0%	0	1	-1	1818	0	1818	126	149	-23	-1.25%	1,840	29	24%	38	12	54%	0%	0%	0%	9	3	GST
112 C	T(24)	48	0	48	0%	0	4	-4	801	0	801	77	135	-58	-6.75%	859	17	69%	25	28	15%	0%	0%	0%	0	0	
112 D		92	0	92	0%	0	2	-2	2207	0	2207	177	146	31	1.42%	2,185	24	41%	32	18	18%	0%	0%	3%	0	0	GLT
		258	0	258	0%	0	7	-7	6802	0	6802	484	537	-53	-0.77%	6,863	26	35%	29	58	34%	0%	0%	1%	9	3	



District Health Assessment for District 113 through June 2025

 Status/ District Number Name of Months in Status *		Clubs							Membership							Member Strength		Cancellation		Reports			Finance	Leadership			
		Active Clubs	Clubs in Status Quo	Total Clubs	% Status Quo in Financial Suspension	New Clubs	Cancelled Clubs	YTD Net Club Gain/Loss	Current Members In Clubs	Current Members In Status Quo Clubs	Current Total Members Count	YTD Add	YTD Drop	YTD NetGrowth (includes Active and Status Quo)	YTD NetGrowth% (includes Active and Status Quo)	Member Count 12 Months Ago	Average Member Count Per Club	% of Clubs with less than 20 members	Average Cancelled Club Age	Members Lost Due to Cancelled Clubs	% of Clubs Reporting Service	% No MMR in 3 Months	% No Officer Report in 12 months	% of Clubs with balance 90+ days	Number of Zone Chairs Recorded	Number of Region Chairs Recorded	District Officers Vacancies **
113	P	23	0	23	0%	0	2	-2	868	0	868	55	75	-20	-2.25%	888	38	4%	15	24	100%	35%	0%	0%	8	0	
		23	0	23	0%	0	2	-2	868	0	868	55	75	-20	-2.25%	888	38	4%	15	24	100%	35%	0%	0%	8	0	



District Health Assessment for Ident 5795 - PRINCIPAT D'ANDORRA - UND through June 2025

Status/ District Name of Months in Status *		Clubs							Membership							Member Strength		Cancellation		Reports			Finance	Leadership			
		Active Clubs	Clubs in Status Quo	Total Clubs	% Status Quo in Financial Suspension	New Clubs	Cancelled Clubs	YTD Net Club Gain/ Loss	Current Members In Active Clubs	Current Members In Status Quo Clubs	Current Total Members Count	YTD Add	YTD Drop	YTD NetGrowth (includes Active and Status Quo)	YTD NetGrowth% (includes Active and Status Quo)	Member Count 12 Months Ago	Average Member Count Per Club	% of Clubs with less than 20 members	Average Cancelled Club Age	Members Lost Due to Cancelled Clubs	% of Clubs Reporting Service	% No MMR in 3 Months	% No Officer Report in 12 months	% of Clubs with balance 90+ days	Number of Zone Chairs Recorded	Number of Region Chairs Recorded	District Officers Vacancies **
Ident 5795 - PRINCIPAT D'ANDORRA		1	0	1	0%	0	0	0	31	0	31	1	1	0	0.00%	31	31	0%	0	0	0%	0%	0%	0%	0	0	
		1	0	1	0%	0	0	0	31	0	31	1	1	0	0.00%	31	31	0%	0	0	0%	0%	0%	0%	0	0	



District Health Assessment for Ident 5867 - PRIN OF MONACO - UND through June 2025

Status/ District Name of Months in Status *		Clubs							Membership							Member Strength		Cancellation		Reports			Finance	Leadership			
		Active Clubs	Clubs in Status Quo	Total Clubs	% Status Quo Clubs in Financial Suspension	New Clubs	Cancelled Clubs	YTD Net Club Gain/ Loss	Current Members In Active Clubs	Current Members In Status Quo Clubs	Current Total Members Count	YTD Add	YTD Drop	YTD NetGrowth (includes Active and Status Quo)	YTD NetGrowth% (includes Active and Status Quo)	Member Count 12 Months Ago	Average Member Count Per Club	% of Clubs with less than 20 members	Average Cancelled Club Age	Members Lost Due to Cancelled Clubs	% of Clubs Reporting Service	% No MMR in 3 Months	% No Officer Report in 12 months	% of Clubs with balance 90+ days	Number of Zone Chairs Recorded	Number of Region Chairs Recorded	District Officers Vacancies **
Ident 5867 - PRIN OF MONACO		1	0	1	0%	0	0	0	34	0	34	10	11	-1	-2.86%	35	34	0%	0	0	0%	0%	0%	0%	0	0	
		1	0	1	0%	0	0	0	34	0	34	10	11	-1	-2.86%	35	34	0%	0	0	0%	0%	0%	0%	0	0	

* - District Status: P - Provisional, T - Transitional.
** - District Officers Vacancies: DG - District Governor, 1st VDG - First Vice District Governor, 2nd VDG - Second Vice District Governor.